



# HCPL Preschool Traveling Library: Opening the Gift



Harford County  
Public Library

HCPLonline.org

April  
2023



## Songs and Fingerplays

### Five Little Nails

Source: *Finger Tales* by Joan Hilyer Phelps

[hold up five fingers]  
Five little nails  
Standing straight and steady.  
Here comes the carpenter,  
With her hammer ready.  
BAM! BAM! BAM!  
[countdown to zero]

### A House For Me

Source: *Ring A Ring O' Roses* by Flint Public Library

The carpenter's hammer  
Goes rap, rap rap.  
[make fist of one hand and pound  
against palm of other hand]  
And his saw  
Goes see, saw, see.  
[move arm in sawing motion]  
He hammers and hammers  
And saws and saws  
[alternate hammering and sawing motions]  
To build a house for me.  
[make a house outline and point to self]

### Carpenter's Song

Source: everythingpreschool.com  
Tune: The Mulberry Bush

This is the way we pound our nails,  
Pound our nails, pound our nails,  
This is the way we pound our nails,  
So early in the morning.  
This is the way we saw our wood,  
Saw our wood, saw our wood.  
This is the way we saw our wood,  
So early in the morning.  
This is the way we twist a screwdriver,  
Twist a screwdriver, twist a screwdriver,  
This is the way we twist a screwdriver,  
So early in the morning.  
additional verses:  
Stack the bricks  
Stir the paint  
Paint the walls

### Dump Truck Song

Tune: Three Little Indians

Bumpity-bumpity comes the dump truck,  
(bump up and down)  
Bumpity-bumpity comes the dump truck,  
Bumpity-bumpity comes the dump truck,  
Duuuuuump out the load!  
(bend over sideways)  
Repeat song very fast, then very slowly.

## Theme: Build It!

### Books to Share






*What Can You Do With a Toolbox?*  
Let's find out! We'll follow along as a very special construction project grows, along with the number of kids helping. Young birdwatchers will be inspired to create a haven for backyard visitors in *Riki's Birdhouse*, which includes measured drawings for young architects and their adult assistants! Then we'll hit the road as *Roadwork* takes us on a rollicking tour through the process of building a road. Let's not forget nature's super-builders! Join *Five Busy Beavers* and a forest full of friends in this fact-filled countdown to fun!

***Building a House*** by Byron Barton  
***What Can You Do With a Toolbox?***  
by Anthony Carrino & John Colaneri  
***Five Busy Beavers*** by Stella Partheniou Grasso  
***Riki's Birdhouse*** by Monica Wellington  
***Roadwork*** by Sally Sutton

## Nursery Rhyme: London Bridge

**Music: "Silly Dance Contest"**  
from *Jim Gill Sings the Sneezing Song* by Jim Gill

Looking for more book ideas?  
Check these out!



Next month's theme will be *All Together Now*

# Book of the Month from the Parent Teacher Collection

*Cardboard Creations for Kids: 50 Fun and Inventive Crafts Using Recycled Materials* by Kathryn Ho PTC 745.54 H  
Blast off in a cardboard Rocket, set up a fun Ice Cream Cart or become royalty in a Castle Cubby with life-size play structures that will delight your little ones. Let big imaginations run wild with pretend play creations like cool Butterfly Wings, a handy Tool Belt or a Mini Monster Truck that's built for jumps and tricks. Create games that will challenge and engage your kids with projects like a Pinball Machine, Tabletop Soccer and Cardboard Labyrinth.



Including best tips and tricks for sourcing, upcycling and handling cardboard, plus a wide range of inventive projects, this incredible collection is your go-to guide for easy, eco-friendly ways to transform cardboard into crafty creations your kids will love.

## Try a Fun Activity

### Busy Beaver Builders

At snack time, provide supplies for children to build their own beaver dams!

- Logs — straight pretzel sticks
- Mud — scoop of peanut butter (or chocolate frosting for a peanut free alternative)
- Leaves — candy leaf sprinkles
- Rocks — chocolate chips



Source: [comeplaywithus-megan.blogspot.com/](http://comeplaywithus-megan.blogspot.com/)

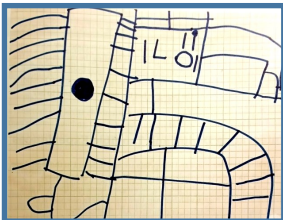
Every **CHILD**  
Ready to **READ**

### PLAY

Through play, especially pretend and dramatic play, children learn about language. When children pretend, they're thinking symbolically, which helps them to understand that spoken and written words can stand for real objects and experiences.

Play time can be an opportunity to show children that print is used in a wide variety of ways. Drivers use maps, chefs use recipes, shoppers use lists. The more children see writing in their play props, the more they learn that print is something that is all around them.

Source: Colorado Libraries for Early Literacy



"When children are offered graph paper for their drawings, they may choose to create maps and diagrams, especially if they've seen examples of maps created on a grid."

Ann Gadzikowski

Young Architects at Play: Stem Activities for Young Children PTC 372.21 G

## More Rhymes

### In and Out the Doors

Source: [susanmdailey.com](http://susanmdailey.com)

Tune: Fly In and Out the Window

Step in and out the front door.

[step forward, then back]

Step in and out the front door.

Step in and out the front door.

Then make a doorbell sound.

[“ding dong”]

Jump in and out the back door.

[jump forward, then back]

Jump in and out the back door.

Jump in and out the back door.

Bend down and touch the ground.

[touch ground with hand]

Slide in and out the side door.

[slide from side to side]

Slide in and out the side door.

Slide in and out the side door.

And then all turn around.

[turn around]

Step in and out the front door.

Jump in and out the back door.

Slide in and out the side door.

And then we take a bow!

### We All Go Traveling By

I spy with my little eye

And you can hear with your little ear...

A yellow school bus go beep, beep, beep

And we all go traveling by, bye- bye.

We all go traveling by!

I spy with my little eye

And you can hear with your little ear...

A purple big rig go honk, honk

A yellow school bus go beep, beep, beep

And we all go traveling by, bye- bye.

And we all go traveling by!

Other vehicles to add:

A red fire truck go wee-ooo, wee-ooo

A blue motorcycle go vroom, vroom

A big trash truck go smash, mash

An old red tractor go chugga, chugga



### Questions or suggestions?

Contact: Melinda Chase @ 410-638-3151 ext. 6351  
or [chase@hcplonline.org](mailto:chase@hcplonline.org)