


# HCPL Preschool Traveling Library: Opening the Gift



Harford County  
Public Library

HCPLonline.org

January  
2025



## Songs & Fingerplays

### Snow

Snow on my forehead [touch forehead]  
Snow on my knee [touch knee]  
Snow on my glasses [touch eyes]  
Getting hard to see. [hold hand above eyes]  
Snow on my boots [touch shoes]  
Snow in my hair [touch hair]  
Snow on my mittens [touch hands]  
Snow everywhere [touch head to toe]

### Polar Bear, Polar Bear (Act out each line)


Polar bear, polar bear turn around.  
Polar bear, polar bear touch the ground.  
Polar bear, polar bear dance on your toes.  
Polar bear, polar bear touch your nose.  
Polar bear, polar bear show your paws.  
Polar bear, polar bear hide your claws.  
Polar bear, polar bear scratch your head.  
Polar bear, polar bear go to bed.

### I Built a Little Snowman

I built a little snowman.  
[form outline of snowman]  
He had a carrot nose.  
[point to nose]  
Along came a bunny,  
[move 2 fingers up and down]  
And what do you suppose?  
[put hands on hips]  
That hungry little bunny  
[rub stomach]  
Looking for his lunch,  
[hold hand above eyes]  
Ate that snowman's nose:  
[point to nose]  
Nibble, nibble, crunch!  
[open and close hand]

## Theme: Snow Much Fun!

### Books to Share



Winter brings chilly days and frosted mornings, and sometimes some snow! We will celebrate "Snow Much Fun" this month as we explore the different ways we can enjoy a snow day with *The Snowy Day* and we learn about what happens to the plants and animals during the winter in *When Winter Comes*. We will also read about building a snowman in *All You Need for a Snowman*, as well as imagine what snowman do when we are asleep as we read *Snowmen at Night*. And of course, we will enjoy some songs, rhymes, and stories about snow. Grab your favorite cozy sweater or blanket and share some snow fun with your children this month!

***The Snowy Day***, by Ezra Keats

***When Winter Comes***, by Nancy Van Laan


***Snowmen at Night***, by Caralyn Buehner

***All you Need for a Snowman***, by Alice Schertle

**Music:** "Snowflakes, Snowflakes"  
from *My Favorite Christmas Album for Baby*  
by the Kiboomers

**Looking for more book ideas?  
Check these out!**





## Book of the Month from the Parent Teacher Collection

*Gentle Hands and Other Sing-Along Songs for Social-Emotional Learning* by Amadee Ricketts, PTC

This book includes sing-along songs based on classic tunes that children know and love. Each song supports important social-emotional skills for everyday life, such as managing anger, asking for help, and being a good friend, among many others. Check this out and enjoy singing, playing, and learning with your children!

### Try a Fun Activity

#### Fake Snow Recipe

- 2 1/4 cups (1 500 gram box) baking soda
- 5 Tbsp ice water as needed



1. Place a box of baking soda in the freezer overnight. (This will affect only the temperature—skip this step if you don't want the snow to feel cold.)
2. Pour the chilled baking soda into a large bowl or container and add some ice cold water, one tablespoon at a time, stirring between each addition. Keep adding water until your snow reaches the desired consistency.

<https://thecraftathomefamily.com/2-ingredient-fake-snow/#wprm-recipe-container-8545>

Every **CHILD**  
Ready to **READ**®

#### **Illustrations Are Worth A Thousand Words!**

Young children and their adults can engage in extended discussions about illustrations. Prompts such as *wh-* questions support language growth in toddlers and preschoolers. Discussions can include descriptions of the details in the illustrations and connections between the book and the child's world.

Adults can also support language development by using words that are more familiar to a child, such as using "nanna" alongside "grandma" if that is what the child calls their grandmother. Another example is adding to the phrase "fell fast asleep", commonly used in children's stories; add the more familiar "is sleeping" to help clarify the meaning.

*So Much More than the ABCs: The Early Phases of Reading and Writing* (2024)



#### Questions or suggestions?

Contact: Sheila George at 410-638-3151 x6351 or [george@hcplonline.org](mailto:george@hcplonline.org)

### More Rhymes

#### I'm a Friendly Snowman

tune: I'm a Little Teapot

I'm a friendly snowman big and fat.  
[stretch arms out to sides]  
Here is my tummy and here is my hat.  
[point to tummy, then top of head]  
I'm a happy fellow, here's my nose.  
[smile, then point to nose]  
I'm all snow from my head to my toes.  
[point to head, then to toes]  
I have two bright eyes so I can see.  
[point to eyes]  
All the snow falling down on me.  
[flutter fingers downward]  
When the weather's cold I'm strong and tall.  
[stand up all]  
But when it's warm I get very small.  
[crouch down low]

#### Snowflakes, One by One

One little snowflake with nothing to do.  
Along came another and  
Then there were two.

Two little snowflakes playing in a tree.  
Along came another, and  
Then there were three.

Three little snowflakes looking for some more.  
Along came another, and  
Then there were four.

Four little snowflakes that finally did arrive.  
Along came another, and  
Then there were five.

Five little snowflakes having so much fun.  
Out came the sun, and  
Then there were none!