



HCPL Preschool Traveling Library: Opening the Gift



Harford County
Public Library

HCPLonline.org

March
2025



Songs & Fingerplays

My Bike

Pedal round and round,
[roll hands around each other]
Pedal round and round,
[roll hands around each other]
I steer my bike
[pretend to steer bike]
To where I like.
[point to self]
Pedal round and round.
[roll hands around each other]

I'm Driving in My Bus

tune: The Farmer in the Dell

I'm driving in my bus,
["drive" with pretend steering wheel]
I'm driving in my bus.
Beep beep, toot toot,
I'm driving in my bus.

I'm driving very fast,
["drive" with quick movements]
I'm driving very fast.
Beep beep, toot toot,
I'm driving very fast.


I'm driving very slow,
["drive" with slow movements]
I'm driving very slow.
Beep beep, toot toot,
I'm driving very slow.

The light has turned to red,
[put out hand to signal a stop]
the light has turned to red
Beep beep, toot toot,
So I stop my bus.

The light has turned to green,
["drive" again]
The light has turned to green
Beep beep, toot toot,
Now I go again.

Theme: Wheels!

Books to Share



Children love to explore wheels. Wheels make things go, they move fast and slow, and they are so simple to use. This month we will be reading stories that discuss different ways that wheels are used in our everyday lives. In *Wheels*, children will use clues to predict the different types of wheeled vehicles that are coming down the street. In *Duck on a Bike* we will read about the different adventures that we can have with bicycles. We will learn about all the different jobs that wheels do when we read *What Do Wheels Do All Day?* And of course, we will enjoy some songs and rhymes about wheels and bicycles. So join us as we spin our wheels and share some stories this month!

Wheels, by Sally Sutton

Duck On a Bike, by David Shannon


Bike and Trike, by Elizabeth Verdick

What Do Wheels Do All Day, by April Jones Prince

I Love Trains! By Philemon Sturgis

Music: "Little Red Wagon"
from *Wiggle Worms Love You*
by Wiggle Worms

Looking for more book ideas? Check these out!





Book of the Month from the Parent Teacher Collection

Science Play! by Susan Edwards Richmond, PTC

This book, which is part of the *Busy Little Hands* series, invites preschoolers to get ready for science adventures by wondering and asking questions. There are 20 hands-on experiments using everyday household objects that your preschoolers can wonder and explore with throughout the day. Check this out and enjoy exploring some lessons using wheels with your children!

Try a Fun Activity

Wheel Painting

Materials:

- Paper Plates
- Paint (various colors)
- Toy Cars
- Paper



Directions:

1. Squeeze different colored paint onto different paper plates
2. Encourage children to "drive" the cars through the paint, and then make wheel tracks on the paper.

<https://www.thekeeperofthememories.com/wheel-painting-for-kids/>

Every **CHILD**
Ready to **READ**

Look for examples of wheels, in pictures and in the environment, as you go through your day. Invite children to count wheels, to compare the sizes of wheels, and to describe where they see the wheels or what the wheels are doing (spinning fast or slow).

As children see all of the different places that wheels are used you can support their expanding vocabulary with names and descriptive words. Encourage children to repeat the words and phrases that you use to describe wheels and what wheels do.



Questions or suggestions?

Contact: Sheila George at 410-638-3151 x6351 or george@hcplonline.org

More Rhymes

My Bicycle

One wheel, two wheels, on the ground.
[Form circles with hands.]
My feet push the pedals round and round.
[Roll one hand over the other.]
Handlebars help me steer so straight,
[Imitate holding handlebars.]
Down the sidewalk and through the gate!
[move hand "down a hill" and open hands to form a gate.]

The Wheels on the Bus

The wheels on the bus go round and round,
round and round, round and round.
The wheels on the bus go round and round
All through the town
The door on the bus goes open and shut
...
The driver on the bus says move on back
...
The people on the bus go up and down ...
The wipers on the bus go swish, swish,
swish ...

My Hands Say Thank You

My hands say thank you with a clap, clap, clap
[clap hands]
My feet say thank you with a tap, tap, tap
[tap feet]
Clap, Clap, Clap
[clap hands]
Tap, Tap, Tap
[tap feet]
We roll our hands to say...
[roll hands over one another]
Have a wonderful day!