

Opening the Gift

All Mixed Up!



- Little Owl Lost* by Chris Haughton
- "Hi, Pizza Man!"* by Virginia Walter
- Move Over, Rover!* by Karen Beaumont
- Lemons Are Not Red* by Laura Vaccaro Seeger
- Good Thing You're Not an Octopus!* by Julie Markes
- Have You Seen My New Blue Socks?* by Eve Bunting
- A Friend for Minerva Louise* by Janet Morgan Stoeke

Lazy Daisy, Cranky Frankie by Mary Ellen Jordan & Andrew Weldon

Nursery Rhyme: Diddle Diddle Dumpling

Songs & Fingerplays to Share



CD: "All Around the Kitchen" Dan Zanes from The Best of the Land of Nod Vol. 1



The Farmyard

(point to fingers on hand as each animal is named)

In the farmyard at the end of the day,
 All the animals politely say,
 "Thank you for my food today."
 The cow says, "Moo",
 The pigeon, "Coo",
 The sheep say, "Baa",
 The lamb says, "Maa",
 The hen, "Cluck, cluck, cluck",
(point to fingers on opposite hand)
 "Quack", says the duck,
 The dog, "Bow wow",
 The cat, "Meow",
 The horse, "Neigh",
 The pig grunts, "Oink".

Then the barn is locked up tight,
(entwine fingers of both hands)
 And the farmer says, "Goodnight".
(hands together against cheek)

Very, Very Tall

I'm very, very tall
(stand on tiptoes, arms up)
 I'm very, very small
(stoop)
 Sometimes I'm tall
(tiptoes, arms up)
 Guess what I am now?
(either stoop or stretch)



The Brown Kangaroo

The brown kangaroo is very funny,
 She leaps and runs and hops like a bunny.
(hop)
 And on her stomach is a pocket so wide
(put hand on stomach like a pocket)
 Her baby can jump in and go for a ride.
(other hand "jumps" into pocket)

Sock Song

Tune: "Hickory Dickory Dock"
 Hickory Dickory Dock
 Let's put on our socks.
 We can walk around, without a sound,
 When we wear our socks.

(for additional verses, substitute other action words for "walk", such as slide, tiptoe and jump.)

preschooexpress.com

Mixed Up Owls

Little baby owls, learning to say *who*
 They flapped their wings and then said, "[shoe]!"
 Momma Owl wailed, "No! No! Not [shoe]!"
 Please, oh please, say "Who, who, who!"

Continue with the following:
 glue, blue, stew, moo, true, boo

Mailbox magazine Preschool edition Oct/Nov '08

Your next visit will be: December _____

Next month's theme will be: "Wish Upon a Star"



More Books to Share:

Silly Tilly by Eileen Spinelli

Tweak, Tweak by Eve Bunting

Fall Mixed Up by Bob Raczka

The Mixed-Up Chameleon by Eric Carle


The Cow Who Clucked by Denise Fleming

Which is Round? Which is Bigger? by Mineko Mamada

Find a Cow NOW! by Janet Stevens & Susan Stevens Crummel


Duck, Duck, Goose! A Coyote's on the Loose by Karen Beaumont

Cock-A-Doodle MOOO! A Mixed-Up Menagerie by Keith Duquette




Activity Ideas:

Pick, Pick, Pick: Do you have little ones with restless fingers? Send them to this center! Attach a wide variety of stickers to a sheet of poster board and then place the poster board at a center. A youngster sits and picks at the stickers, eventually removing them from the board. This process is excellent fine-motor skill practice, and it's soothing!



Stick it On! Attach the hook sides of Velcro fasteners to random blocks in your block center. Provide colorful pom-poms. Youngsters visit the center and build with the blocks. Then they stick pom-poms to the Velcro fasteners. These block constructions look like artsy sculptures and help build spatial skills!

The Mailbox magazine, Preschool edition Oct/Nov 2013



Silly Chefs! Cut out pictures of foods from a store circular and place them near a bowl, then tell the youngsters you will be a silly chef. Say for example, "Silly Chef says to put a bapple in the bowl." After the giggles die down, have a child find a picture with a name that rhymes with bapple (apple) and place it in the bowl. Continue with other silly rhymes!

The Mailbox magazine, Preschool edition Dec/Jan 2013-14

Book of the Month:

The Values Book: Teaching 16 Basic Values to Young Children
by Pam Schiller & Tamera Bryant PTC J 649.1 S



Young children learn best by doing, and that includes learning values. The Values Book is packed with easy activities, projects and ideas to help children learn values and build character, both individually and in groups. Each chapter addresses one of 16 different values, including understanding, patience and tolerance. After defining the value, each chapter begins with questions to help adults clarify what that value means to them. The perfect book to introduce and strengthen the teaching of values in any early childhood classroom or home.

Road to Reading Tip:

FUN WITH SOUNDS: Sing or tell your child nursery rhymes, such as "Jack and Jill" or "Humpty Dumpty". Once your child knows the rhyme, pause and let your child finish the line. (For example, start singing, "Jack and Jill went up the _____."



Questions or Suggestions? Call Melinda Chase, Bel Air Branch, 410-638-3151, ext. 2279
If you have an urgent message for me, please speak with the operator, 410-638-4800 (starting at 8 am)
email: chase@hcplonline.org

"like" Opening The Gift on facebook!



HARFORD COUNTY
Public Library
HCPLonline.org