

Vol. 18 No. 2

# Opening the Gift

October 2013

## Pick a Pumpkin



*Pumpkin Cat* by Anne Mortimer

*Pumpkin Harvest* by Calvin Harris

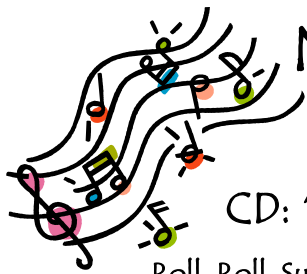
*It's Harvest Time* by Jean McElroy

*I Know It's Autumn* by Eileen Spinelli

*Pumpkin Pumpkin* by Jeanne Titherington

*Pick a Circle, Gather Squares* by Felicia Sanzari Chernesky

*Piggies in the Pumpkin Patch* by Mary Peterson & Jennifer Rofé



## Nursery Rhyme: Peter, Peter Pumpkin Eater

### Songs & Fingerplays to Share

CD: "I Went To Visit a Farm" from *Mr. Cooper Is For The Birds*

#### Roll, Roll, Sugar Baby

Roll, roll, sugar baby.

Roll, roll, sugar baby.

Push, pull,  
clap, clap, clap

(repeat three times "regular size",  
"great big size" & "teeny tiny size")

#### Orange Pumpkin

(tune: *Twinkle, Twinkle, Little Star*)

Pumpkin, pumpkin orange and round,

(stretch arms out and form a circle)

Sitting in the pumpkin patch on the ground.

(crouch down)

Once you were a seed so small,

(pretend to hold a seed)

Now you are a great orange ball!

(make hug circle with hands)

Pumpkin, pumpkin orange and round,

(stretch arms out and form a circle)

Rolling, rolling on the ground.

(make rolling motion with arms)



#### Pumpkins

Out in the cornfield,  
(Point far away)



The nights are getting cold,  
(shiver)

And the farmer's pumpkins

Are turning into gold.

(arms out, twirl around slowly)

He chops down the cornstalks,  
(chopping motion)

They tumble one by one,  
(arm extended, falls over)

So the big, fat pumpkins,  
(arms in big circle)

Can ripen in the sun.

(raise circle overhead)

#### Pumpkin Countdown

Five orange pumpkins sitting on the ground.  
One rolled over and tumbled all around.

He opened his eyes.

What a big surprise!

My, oh, my! He was in a pumpkin pie!

#### Let's Pick Pumpkins

(tune: *Mary Had a Little Lamb*)

Pick a pumpkin from the vine.

Pumpkin round, pumpkin fine.

Pick a pumpkin from the vine.


Let's pick pumpkins!

Pick a pumpkin from the vine.

You pick yours, I'll pick mine.

Pick a pumpkin from the vine.

Let's pick pumpkins!



Preschool Favorites: 35 Storytimes Kids Love by Diane Briggs

Your next visit will be: November \_\_\_\_\_

Next month's theme will be: "All Mixed Up!"

# More Books to Share:

*Pumpkin Countdown* by Joan Holub

*Pumpkin Day!* by Nancy Elizabeth Wallace

*Sophie's Squash* by Pat Zietlow Miller & Anne Wilsdorf

*Fall Pumpkins Orange and Plump* by Martha E.H. Rustad

*Sixteen Runaway Pumpkins* by Dianne Ochiltree

*Pumpkin Circle* by George Levenson



## Activity Ideas:

**Pumpkin Life Cycle Bracelets:** After discussing how pumpkins grow, help the children make a visual reminder they can wear! Provide the following supplies for each child, then direct them in the correct order of assembly: 1st-GROUND-brown pipe cleaner, 2nd-SEED-light tan bead, 3rd-LEAF-dark green bead; 4th-BLOSSOM-yellow flower bead; 5th-GREEN PUMPKIN-light green bead; 6th-ORANGE PUMPKIN-orange bead. Twist ends of pipe cleaner together, adjusting to fit around the wrist.

[makinglearningfun.com](http://makinglearningfun.com)



**Pumpkin Pie Playdough:** Mix together 3 cups flour, 1 1/2 cups salt, 2 Tbsp. cream of tartar, 3 cups water, 1 Tbsp. vegetable oil, 1 container (1 1/2 ounces) pumpkin pie spice. Knead dough until smooth. Optional: add a few drops of orange food coloring (2 parts yellow, one part red). Provide small pie-type tins and have the children create pretend pumpkin pies. Don't forget to show them how to pinch around the edges to make the crust!

[thevirtualvine.com](http://thevirtualvine.com)

**Fall Shaker Fun:** The sensory bottles can be used for a discovery center or an accompaniment to fall-themed songs. Place loose feed corn, acorns, and pumpkin seeds in a small clean soda bottle. Secure the lid with heavy-duty tape or hot glue. then encourage youngsters to manipulate the bottles to observe the contents.

*The Mailbox Magazine, Preschool edition Oct/Nov 2013*

## Book of the Month:



*Celebrate Nature! Activities for Every Season* by Angela Schmidt Fishbaugh PTC 372.35 F

*Celebrate Nature!* is filled with hands-on activities to revive children's connections with nature. Each seasonal section—autumn, winter, spring, and summer—introduces seven themes with countless ways to integrate nature into the classroom. Chapters encourage reflection of your own memories of the seasons and provide activities that address science and discovery, math, blocks and building, language arts, reading, writing, dramatic play, art, and music. Also included are sample letters and suggested at-home activities to support family participation in this important learning.

## Road to Reading Tip:

Letter Knowledge starts with seeing and recognizing shapes. A baby playing with a ball feels its roundness. Later that will mean a circle and then the letter O. Lots of letters use the circle shape. Others use triangles or other shapes. Researchers have found that children identify letters by their shapes. Playing and exploring are learning how to read!

*Storytimes for Everyone* by Saroj Nadkarni Ghoting & Pamela Martin-Diaz




Questions or Suggestions? Call Melinda Chase, Bel Air Branch, 410-638-3151, ext. 2279  
If you have an urgent message for me, please speak with the operator, 410-638-4800 (starting at 8 am)  
email: [chase@hcplonline.org](mailto:chase@hcplonline.org)

"like" Opening The Gift on facebook!



HARFORD COUNTY  
**Public Library**  
HCPLonline.org



Peter, Peter pumpkin eater,  
Had a wife and couldn't keep her;  
He put her in a pumpkin shell  
And there he kept her very well.

### EARLY LITERACY EXTRA! (LETTER RECOGNITION)

WHILE CARVING A PUMPKIN FACE, SHOW YOUR CHILD THAT CIRCLES (EYES) LOOK LIKE THE LETTER "O", A TRIANGLE (NOSE) LOOKS LIKE THE LETTER "A" AND A ZIG-ZAG (MOUTH) LOOKS LIKE THE LETTER "W". WHAT OTHER LETTER SHAPES CAN YOU THINK OF?

