

Opening the Gift

Vol. 17 No. 6

Sniffles and Sneezes

February 2013



Achoo! by Jo Cleland

Farm Flu by Teresa Bateman

Time for Naps by Jane Yolen

Doctor Maisy by Lucy Cousins

Bear Feels Sick by Karma Wilson


Ah-choo by Cristine Taylor-Butler

Just a Little Sick by Mercer Mayer

Felix Feels Better by Rosemary Wells

Llama Llama Home With Mama by Anna Dewdney

How Do Dinosaurs Get Well Soon? by Jane Yolen and Mark Teague



Nursery Rhyme: I'm a Little Teapot

Songs & Fingerplays to Share:



CD: "Whole Lotta Shakin'" from Georgiana Stewart's *Bean Bag Rock and Roll*

Yucky Sneeze Song

(tune: "Up on the Housetop")

Sneeze in your elbow, won't you please,
So you don't get germs on me.
Sneeze in your elbow, quick, quick, quick,
So nobody else gets sick!

Mailbox Magazine, Preschool Edition Aug/Sep '10

Five Nasty Germs

Five nasty germs were going out to play,
Along came the water and washed one away!

Four nasty germs trying to have some fun,
Along came the soap and one had to run!

Then three nasty germs tried to make you sick,
But along came the scrubbing and said
"You're not going to stick!"

Two nasty germs got into a fight,
Along came the rinse and washed one out of sight!

One nasty germ thought it couldn't be seen,
Along came a towel and your hand was nice and clean!



Hug Your Bear

(tune: "If You're Happy and You Know it")

If you're happy and you know it, hug your bear.
If you're happy and you know it, hug your bear.
If you're happy and you know it and you really want to show it.
If you're happy and you know it, hug your bear.

Repeat with: sad, sleepy, sick...

When I Have a Cold

(tune: "The Wheels on the Bus")

The nose on my face goes sniff, sniff, sniff;
Sniff, sniff, sniff; sniff, sniff, sniff.

The nose on my face goes sniff, sniff, sniff;
When I have a cold.

Continue with:

The tickle in my throat goes cough, cough, cough...

Then my mouth goes Aaa-aaa-aaa Choo...

I climb into bed and rest my head—zzzzzz...



Your next visit will be: March _____

Next month's theme will be: "Woof! Squeak! Meow!"



More Books to Share:

Mr. Putter & Tabby Catch the Cold by Cynthia Rylant

I'm Not Feeling Well Today by Shirley Neitzel


Taking Care of Mama by Mitra Modarressi

Don't You Feel Well, Sam? by Amy Hest

Zoo Ah-choooo by Peter Mandel

Baa-Choo! by Sarah Weeks

Sick Day by David McPhail



Activity Ideas:



Yucky Mist: This demonstration helps little ones understand why it's important to cover their mouths when they cough or sneeze. Fill a spray bottle with tinted water. Place a sheet of white paper in front of you. Pretend to sneeze, spraying a mist of water onto the paper as you do. Show children the mist that lands on the paper and explain that they spread germs in the same way if they do not cover their mouths when they cough or sneeze. Demonstrate how to cough or sneeze into the bend of your arm, then lead your group in singing the Yucky Sneeze Song.

Mailbox Magazine, Preschool Edition Aug/Sep '10

Get Well Soon Snack: Fill snack size plastic bags with graham cracker "teddy bears" and mini marshmallow "pillows." Remind children that when they are sick, they need to get plenty of rest.

Circle Around and Wash Your Hands: Ask the children to stand in a circle and hold hands. Explain that they will all move around in a circle while you chant the rhyme. Every time they hear the word "achoo", they should stop, let go of each other's hands, and pretend to wash their hands in the center of the circle (the "sink"). Then they re-join hands and continue to walk around in a circle as you chant again. Once the children have the hang of this, vary the tempo at which you recite the chant, saying it slowly, quickly, and at a moderate tempo.

Wiggle Giggle and Shake by Rae Pica PTC J 372.86 P

*I am a germ;
I can be spread
From you to you to you.
All it takes is a cough or a sneeze
I'll get you with an "achoo!"*



Book of the Month

Rainy Day Play: Explore, Create, Discover, Pretend by Nancy F. Castaldo

Is someone under the weather? Turn to this book for inspiring ideas, endless discovery, and playful learning! Over 65 imaginative activities will keep children, along with their parents or caretakers, busy and entertained all day. Activities encourage early learning skills, including counting, measuring, observing, shapes, color identification, and creative self-expression. "Any adult faced with a bored child, or worse yet, a whole roomful of them, will find this book a lifesaver." - School Library Journal

PTC J 790.1922 F



Road to Reading Tip:

"Experts in literacy and child development have discovered that if children know eight nursery rhymes by heart by the time they're four years old, they're usually among the best readers by the time they're eight." *Mem Fox Reading Magic: Why Reading Aloud To Our Children Will Change Their Lives Forever* PTC J 649.58 F


QUESTIONS OR SUGGESTIONS?! Call Melinda Chase, Bel Air Branch, at 410 638-3151, ext. 2279.

If you have an urgent message for me, please speak with the operator at 410-638-4800 (beginning at 8 AM)

e-mail: chase@hcplonline.org



Access • Information • Service
Anytime • Anywhere



**I'm a little teapot, short and stout,
Here's my handle,
Here's my spout.
When the tea is ready, hear me shout,
Pick me up and pour me out!**



EARLY LITERACY EXTRA! BACKGROUND KNOWLEDGE

Have a Nursery Rhyme Tea Party! By singing about food, children learn to appreciate it. See how many nursery rhymes you and your child can think of that include tea-time favorites such as muffins, pie, and cake. Knowing nursery rhymes by heart provide children with a rich vocabulary prior to formal reading instruction.