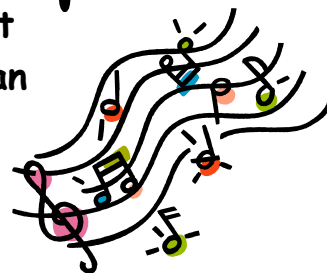



Vol. 18 No. 9

Opening the Gift

Up, Up, and Away

May 2014



Flying by Kevin Luthardt
Airplanes by Byron Barton
The Kite by Mary Packard
Astronauts by Carmen Bredeson
Bubble Trouble by Joy N. Hulme
I Love Planes! by Philemon Sturges
Flying Squirrels by Judith Jango-Cohen
My First Airplane Ride by Patricia Hubbell
Feathers: Not Just For Flying by Melissa Stewart
How Do Hot Air Balloons Work? by Buffy Silverman

Nursery Rhyme: Dickory, Dickory, Dare

Songs & Fingerplays to Share

CD: "Bubble Ride" by Vanessa Trien and the Jumping Monkeys

Kites

Five little kites flying high in the sky
Said, "Hi" to the cloud as it passed by,
Said, "Hi" to the bird, said "Hi" to the sun,
Said, "Hi" to an airplane--oh what fun!
Then wish went the wind,
And they all took a dive:
One, two, three, four, five.



We Are Flying

(tune: Frere Jacques)

We are flying, we are flying
Up so high, up so high.
See the fluffy white clouds,
See the sparkly sunshine
In the sky, in the sky.
We are flying, we are flying
Round and round, round and round.
See the tiny houses,
See the tiny people
On the ground, on the ground.

preschoolrainbow.org

preschoolexpress.com

If You're Flying

(tune: If You're Happy and You Know It)

If you're flying on an airplane,
clap your hands
(clap, clap)
If you're flying on an airplane,
clap your hands
(clap, clap)
If you're flying on an airplane,
Then lots of altitude you'll gain.
If you're flying on an airplane,
clap your hands
(clap, clap)

Continue with:

helicopter ...stomp your feet...
your propellers never falter

balloon...jump real high...
hurry back soon!

[adapted from preschoolcurriculumbytheme.wordpress.com](http://adaptedfrompreschoolcurriculumbytheme.wordpress.com)



Flutter, Flutter

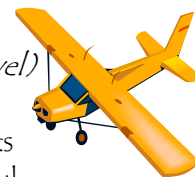
(tune: Twinkle, Twinkle)

Flutter, flutter butterfly,
Floating in the Spring sky,
Floating by for all to see,
Floating by so merrily.
Flutter, flutter, butterfly,
Floating in the Spring sky.


thebestkidsbooksite.com

I'm An Airplane

I'm an airplane
(raise arms at shoulder level)
Now watch me fly!
Here are my instruments
From down low to up high
(reach from the ground to above head)
First I get revved up
(make engine sound)
Then I can fly,
(raise arms to shoulder level)
Lifting off the runway
(crouch down)
Up into the sky!
(rise upward and move around)



kidzsparkz.com



More Books to Share:

Flying by Donald Crews

Helicopters by Mary Lindeen

Today I Will Fly by Mo Willems

My First Airplane Ride by Patricia Hubbell

Sally's Great Balloon Adventure by Stephen Huneck

Airplanes: Soaring! Turning! Diving! by Patricia Hubbell


What's In the Sky, Dear Dragon? by Margaret Hillert

Activity Ideas:

Does It Fly? Cut out pictures of animals and vehicles, some that fly and some that do not fly. Make a DOES IT FLY? chart with two columns labeled "yes" and "no". At circle time, show the children a picture of each item and ask "does it fly?"; discuss why or why not. Encourage the children to glue the pictures into the correct column. Display the chart and discuss how they organized the pictures into two different categories: things that fly and things that don't fly. Explain that this process is called *classification*.

adapted from atozteacherstuff.com

Airplane Art: Provide each child with two wooden tongue depressors or wide craft sticks. Let them paint their sticks any color they like. When the paint is dry, help them glue the sticks together to create an airplane shape. Next, glue the airplane onto a sheet of blue construction paper. Draw outlines of clouds, and fill these in with cotton balls that are glued into place. *brighthubeducation.com*



Book of the Month:

Teaching STEM in the Early Years: Activities for Integrating Science, Technology, Engineering and Mathematics
by Sally Moomaw, EdD

PTC 372.35 M

The foundation for science, technology, engineering, and mathematics (STEM) education begins in the early years. This book provides more than ninety activities and learning center ideas that seamlessly integrate STEM throughout early childhood classrooms. These hands-on STEM experiences enhance cooking, art, and music activities, block play and sensory table exploration, and field trips and outdoor time. Information on assessment and early learning standards is also provided.



Road to Reading Tip:

Read to Me, Please! It has been a fun-filled year sharing story time with the children in daycare! I hope you will continue to nurture your child's love of books and visit your library often! Our Summer Reading Program is popular with all ages! For pre-readers, we offer **Read to Me, Please!**. Parents grandparents, siblings and caregivers are encouraged to read to children Birth—Pre-K. After sharing 25 books, the child is awarded a certificate and other surprises! Mark your calendar and visit your local branch of the Harford Count Public Library to sign up for the Summer Reading Program—**FIZZ! BOOM! READ!** — beginning June 16.

Questions or Suggestions? Call Melinda Chase, Bel Air Branch, 410-638-3151, ext. 2279

If you have an urgent message for me, please speak with the operator, 410-638-4800 (starting at 8 am)


email: chase@hcplonline.org

"like" Opening The Gift on facebook!



HARFORD COUNTY
Public Library
HCPLonline.org

**Dickory, dickory, dare,
The pig flew up in the air.
The man in brown
Soon brought him down,
Dickory, dickory, dare.**



EARLY LITERACY EXTRA! SING! TALK! READ! PLAY! WRITE!

Spend time with your child at the library this summer! Enjoy our many programs, sign him or her up for the Summer Reading Program, read books together, and have fun!